



LONG LIFE 30.000 h

PUNTO GHOST RANGE

In-line axial fans

Suitable for installation in walls, ceilings/false ceilings, lofts, internal walls.



Design: F. Trabucco & Associates

- **10 models:** from Ø 90 to 150 available with or without timer.
- Can be used as temperature blenders in adjacent rooms.
- Motor with shielded poles and ball bearings (30.000 h guaranteed continuous operation) with thermal cut-out. Except codes (11110-11111-11116-11117).
- Complies with the requirements of Part F1 of the Building Regulations even when connected on 3 m flexible aluminium duct (with 2 x 90° bends).
- Protection rating: IPX4.
- Insulation class: II. □

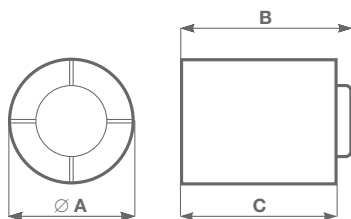


Wiring diagrams shown from page 458

TECHNICAL DATA

Models	Code		V~50Hz	W	A	RPM	Max Airflow		Max Pressure		Lp dB(A) 3 m	Max °C
	basic	timer					m³/h	l/s	mmH₂O	Pa		
MG 90/3.5"	11110	11111	230 - 240	18	0.10	2450	65	18	2.1	21	38	40
MG 100/4" LL	11100	11101				2415	80	22.2	2.6	25	39	
MG 120/5"	11116	-		20	0.12	2250	160	44	4.5	44	43	50
MG 120/5" LL	11102	11103						44.4				
MG 150/6"	11117	-		30	0.18	2200	320	89	7.0	69	48	
MG 150/6" LL	11104	11105						88.9				

DIMENSIONS








Models	Ø A	B	C	Kg
MG 90/3.5"	92.5	92	89	0.40
MG 90/3.5" T		96.5		
MG 100/4" LL	99	92		0.43
MG 100/4" LL T		96.5		
MG 120/5"	119	103		0.56
MG 120/5" LL		107.5		
MG 120/5" T LL			100	
MG 150/6"	155	110	107	0.80
MG 150/6" LL		114.5		
MG 150/6" T LL				

Dimensions (mm)

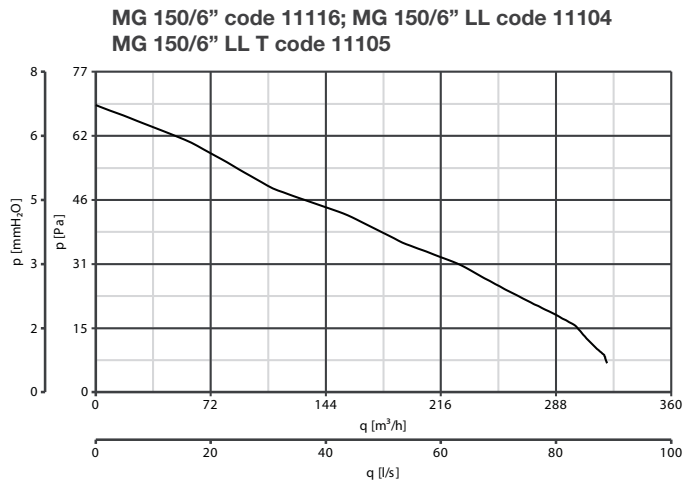
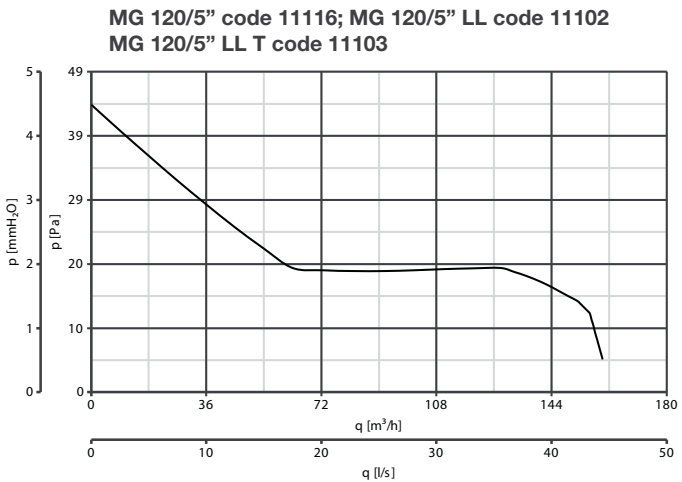
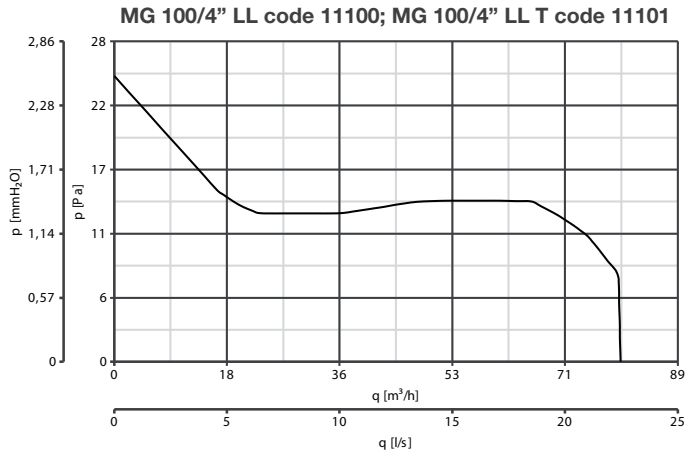
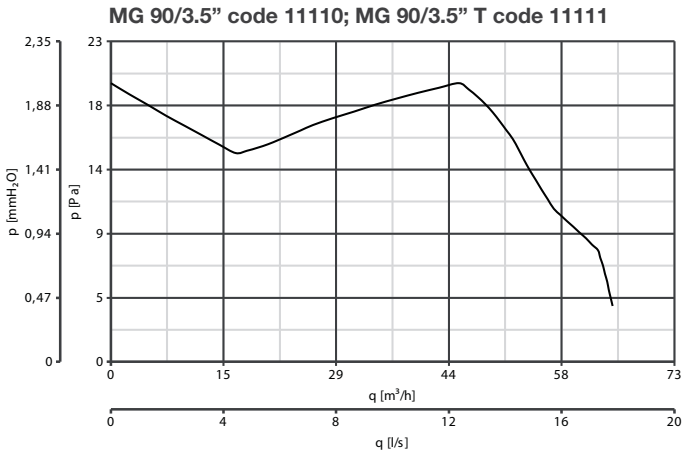


PRODUCT ACCESSORIES

Models	Description	Code	Product									
			MG 90/3.5" code 11110	MG 90/3.5" T code 11111	MG 100/4" LL code 11100	MG 100/4" LL T code 11101	MG 120/5" code 11116	MG 120/5" LL code 11102	MG 120/5" LL T code 11103	MG 150/6" code 11117	MG 150/6" LL code 11104	MG 150/6" LL T code 11105
	C 1.5 Electronic speed controller 1.5 A	12966	●		●		●	●		●	●	
	SCNRB Electronic speed controller built-in	12971			●			●				
	SCB KIT Built-in controller adaptor for C 1.5	22481	12966									
	SPACER FLANGE FOR EXTERNAL WIRING Ø 100/4	22253			●	●						
	SPACER FLANGE FOR EXTERNAL WIRING Ø 120/5	22254					●	●	●			
	SPACER FLANGE FOR EXTERNAL WIRING Ø 150/6	22255							●	●	●	
	LOFT MOUNTING BRACKETS Ø 90/100	22259			●	●						
	LOFT MOUNTING BRACKETS Ø 120	22260					●	●	●			
	LOFT MOUNTING BRACKETS Ø 150	22261							●	●	●	
	Complete installation kit 90/2 MG	22265	●	●								
	Complete installation kit 100/4 MG	22262			●	●						
	Complete installation kit 120/5 MG	22263					●	●	●			
	Complete installation kit 150/6 MG	22264							●	●	●	

Description and sizes on page 126; System components on page 330.

PERFORMANCE CURVES



— static pressure

