



HYGIENE



HYGIENE RANGE 2020

NEW



VORTICE S.p.A. is part of a multinational group, **VORTICE GROUP**, which operates through its own companies or local distributors in over 90 countries worldwide and has a rich product portfolio that guarantees air quality and climate comfort. The headquarters of VORTICE S.p.A are in Tribiano (Milan).



VORTICE GROUP also includes:

[1]
VORTICE UK Ltd. English branch of VORTICE S.p.A. established in 1977 and based in Burton on Trent.

[2]
VORTICE INDUSTRIAL, created in 2010 through the acquisition of Loran srl, based in Isola della Scala (VR - Italy).

[3]
VORTICE Ventilation System, a company inaugurated in 2013 with headquarters in Changzhou, China.

[4]
VORTICE Latam, based in Alajuela in Costa Rica, established in 2012.

[5]
CASALS VENTILACIÓN AIR INDUSTRIAL S.L., a historic Spanish brand based in Sant Joan de les Abadesses, Girona, acquired in 2019.

TABLE OF CONTENTS



ECODRY RANGE **NEW** page 04
Automatic hand dryers

VORT SUPER DRY RANGE page 08
Automatic hand dryers

OPTIMAL RANGE page 12
Automatic and manual hand dryers

PREMIUM RANGE page 16
Automatic and manual hand dryers

METAL RANGE page 20
Automatic and manual hand dryers

EASY DRY RANGE page 24
Automatic and manual hand and hair dryers

METAL RANGE **NEW** page 28
Hair dryers with flexible hose

VORT PHON RANGE **NEW** page 32
Gun-type hair dryers

SOAP AND GEL DISPENSER RANGE page 36
Soap and gel dispenser **NEW**

CERTIFICATIONS

Hygiene Range products comply with the following European Directives and Regulations:

- Low Voltage Directive LVD 2014/35/EU;
- Electromagnetic Compatibility Directive EMC 2014/30 EU;
- Electrical and Electronic Equipment Waste Directive WEEE 2012/19/UE;
- Restriction of Hazardous Substances in Electrical and Electronic Equipment RoHS 2011/65/EU;
- Ecodesign Directive ErP 2009/125/EC;
- Stand By Directive 2005/32/EC;
- Regulation 1275/2008;
- Regulation 327/2011/EU.



ECODRY RANGE

AUTOMATIC HAND DRYERS

NEW

Electric wall-mounted and automatically operated hand dryers suitable for use in bathrooms of public places such as restaurants, hotels, service stations, swimming pools, gyms, wellness centers, spas, etc.

- 2 models



ECODRY EC code 19237
(automatic with brushless motor, low consumption)

ECODRY code 19236
(automatic)

The air outlet generates a double blade of high pressure air that ensures particularly low drying times.



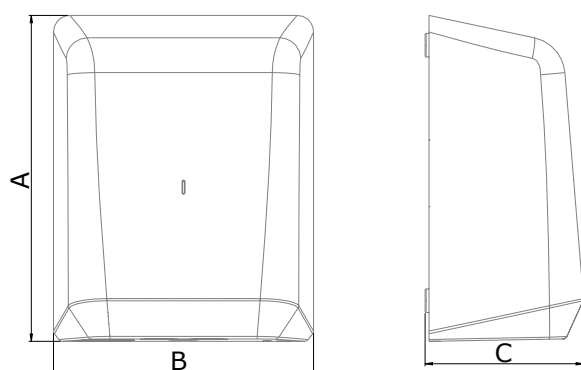
BENEFITS FOR THE INSTALLER

- Easy installation: its small size facilitates installation even on walls with a reduced surface.
- Reliability, quality and safety.
- Easy maintenance. For the ECODRY EC model, the need to clean/replace the filter is indicated by the color change of the warning light integrated in the front cover.

BENEFITS FOR THE USER

- Design that can be integrated in any bathroom.
- Reliability, quality and safety.
- Lower drying times.
- Low maintenance costs.
- Intensive use.
- More bathroom decorum: no more paper on the floor or in the drains.
- Environmental sustainability: we avoid tree felling.
- Reliable and timely service: we avoid the situation when there is no more paper in the dispenser or the textile roll does not rotate or is dirty.
- Maximum hygiene: the product, thanks to its infrared sensor, is activated without touching anything, only with the hand placement.

DIMENSIONS



Dimensions (mm)

PRODUCTS	A	B	C
ECODRY	294	234	143
ECODRY EC	294	234	143



ECODRY RANGE

AUTOMATIC HAND DRYERS

TECHNICAL DATA

PRODUCTS	CODES	V~50/60HZ	W TOTAL	A MAX	MAX AIRFLOW m³/h	Lp dB(A) 1 m	W STAND-BY	DRYING TIME (s)	AIR SPEED m/s	KG
ECODRY	19236	220-240	800	8	90	70	0.5	12-14	103	2.6
ECODRY EC	19237	220-240	700	8	81	70	0.5	12-14	96	2.6

TECHNICAL FEATURES

- The products of the **ECODRY** range are automatic wall-mounted hand dryers, **designed for intensive use** and highly effective. The activation distance of the infrared sensor that controls the start and stop of the appliance can be set from 10-20 cm at installation; **the product stops automatically after 50" of operation**, the reactivation of the appliance requires the removal and new positioning of the hands close to the sensor. The geometry of the air outlet area generates a double blade of high pressure air that ensures particularly **short drying times**.
- AISI 304 **stainless steel molded front cover**.
- **ECODRY** model **painted in glossy white**, RAL 9010.
- **ECODRY EC** model **painted in matt black**.
- **Wall flange designed to dampen vibrations and attenuate noise** propagation.
- **Internal structure in self-extinguishing resin (VO), heat resistant**.
- **Motors:**
 - ECODRY** model, high quality collector AC motor, **thermally protected**,
 - ECODRY EC** model, electronically controlled, **brushless (low consumption)** and thermally protected motor, **with a duration up to 3 times longer** than that of the equivalent collector motor (no longer graphite brushes but permanent magnets).
- The **ECODRY EC** model is equipped with a **HEPA filter** that captures impurities in the ambient air and **guarantees outgoing air quality**.
- Full compliance with the safety requirements issued by the International Standards certified by NEMKO.
- **Degree of protection** from dust and water: **IPX4**.
- Insulation class: I (grounding required).





ECODRY code 19236
(automatic)



ECODRY EC code 19237
(automatic with brushless motor, low consumption)



VORT SUPER DRY RANGE

AUTOMATIC HAND DRYERS

Automatic electric airblade hand dryers. Equipped with a **HEPA filter** and **germicidal lamp (UV)** to protect users' hygiene. Suitable for installation in public places, swimming pools, gyms, wellness centers, service areas, etc., characterized by heavy daily use.

- 2 models

Display for the visualization of the residual time of operation and warning lights that indicate the operating status of the product, the filter sterilization status and any anomalies.

The spigot shape, open on both sides and inclined forward by 15°, facilitates the hand placement.



Simple and effective: just insert your hands into the appliance and powerful air jets dry the two sides of the hands simultaneously. The Vort Super Dry UV stops automatically as soon as hands are removed.

Hands dry in 10", saving energy. Lower drying times thanks to the powerful dual air jet guaranteed by the brushless EC motor, low consumption.

VORT SUPER DRY UV B code 70907
(white)

VORT SUPER DRY UV G code 70908
(gray)

BENEFITS FOR THE INSTALLER

- Easy installation.
- Reliability, quality and safety.
- Easy maintenance.

BENEFITS FOR THE USER

- **Maximum hygiene thanks to the UV lamp and HEPA filter:** the products, thanks to the infrared sensor, are activated without touching anything, only with the hand placement.
- Reliability, quality and safety.
- Lower drying times: 10" thanks to the double air flow.
- Savings / economy, guaranteed by the brushless motor (low consumption).
- The electric heaters can be deactivated with a special switch.
- Low maintenance costs.
- Intensive use.
- More bathroom decorum: no more paper on the floor or in the drains.
- Environmental sustainability: we avoid tree felling.
- Reliable and timely service: we avoid the situation when there is no more paper in the dispenser or the textile roll does not rotate or is dirty.
- Integrated drip tray with full tank indicator.

HIGHLIGHTS

By comparing* the Vort Super Dry UV with a traditional collector motor hair dryer and paper towels, the savings resulting from the adoption of Vort Super Dry UV are very evident.

FREQUENCY OF USE	VORT SUPER DRY UV	ANNUAL ENERGY COST (€)	
		TRADITIONAL HAND DRYERS	PAPER TOWELS
10 uses/h	101.00	412.00	1,752.00
20 uses/h	205.00	822.00	3,504.00
40 uses/h	406.00	1,643.00	7,008.00

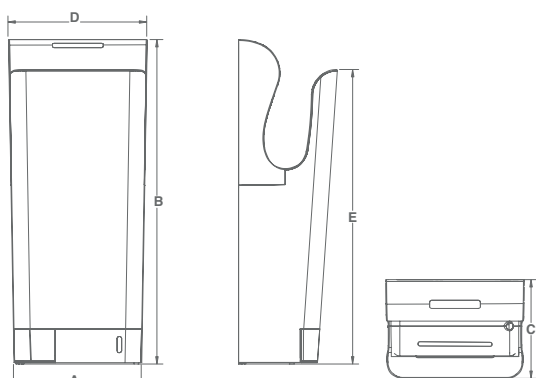
* The simulation was carried out taking into account that:

- the drying time is 10 seconds with the Vort Super Dry UV (with electrical resistance set to 900 W);
- the drying time is 30 seconds using a traditional hand dryer equipped with a collector motor;
- the average number of towels used for each drying is 2;

- the unit cost of paper towels is € 0.01 each;
- the hourly cost of electricity is 0.25 €/kWh.

The simulation also does not take into account the savings on maintenance costs due to the periodic replacement of the collector motor brushes and the refilling of paper towels.

DIMENSIONS



Dimensions (mm)

PRODUCTS	A	B	C	D	E
VORT SUPER DRY UV B	278	705	215	300	638
VORT SUPER DRY UV G	278	705	215	300	638



VORT SUPER DRY RANGE

AUTOMATIC HAND DRYERS



Tank for the collection of residual water drops.



Full tank indicator.



Control panel for quick and easy access to manual setting devices: on/off, speed selection and resistance selection.



The HEPA filter prevents the risks of contact with allergens possibly present in the environment.



TECHNICAL DATA

PRODUCTS	CODES	V~50/60HZ	W TOTAL	W MOTOR	RPM MOTOR	AIR SPEED* Km/h	Lp dB(A) 1 m	KG
VORT SUPER DRY UV B	70907	220-224	1650/2050	750	20000	76	76	11
VORT SUPER DRY UV G	70908	220-224	1650/2050	750	20000	76	76	11

* Speed measured at the hand insertion slot.

TECHNICAL FEATURES

- **2 models**, different in their chromatic finish.
- **Self-extinguishing resin (V0) molded enclosures** that are **impact resistant** and of color **white** or **silver** depending on the model.
- Wall-mounted flanges in sheet steel.
- **EC (brushless), low consumption motors** that are thermally protected, with shafts mounted on ball bearings.
- **The electric heaters can be deactivated**: a special button makes it possible to deactivate them when the high ambient temperatures prevent consumption related to treated air heating.
- **Germicidal lamp (UV)**.
- **Immediate shutdown** when hands are removed.
- **Integrated anti-vandal protection** in the control electronics that determines the **automatic shutdown** of the appliance after 25" of uninterrupted operation.
- **Protection** against overheating, overloads and short circuits.
- **Control electronics** with **LCD** display indicating the remaining operating time and **set of indicator lights** highlighting any anomalies.
- **Drip collection tank**.
- **HEPA filter**.
- **Degree of protection** from dust and water: **IPX4**.
- Electrical insulation class: I (grounding required).
- Compliant with the requirements of European Regulation 1275/2008/EU.





OPTIMAL RANGE

AUTOMATIC AND MANUAL HAND DRYERS

Electric manual and automatic wall-mounted hand dryers, suitable for use in bathrooms of public places such as restaurants, swimming pools, gyms, wellness centers, etc. characterized by high daily use.

- 5 models



Easy installation and maintenance; lid locking with a supplied Allen wrench.



OPTIMAL DRY A code 19229
(automatic)



OPTIMAL DRY code 19226
(manual)

The manual model is activated by pressing the button. Air delivery can be set from 20-60 seconds.

The automatic models are equipped with an infrared device that is automatically activated when hands get close, with the possibility of adjusting the range of action of the detectors through a "trimmer" inside the product.



OPTIMAL DRY METAL code 19235
(automatic in steel)



OPTIMAL DRY R A code 19227
(automatic in thermosetting resin)



Asymmetrical design of the Optimal Dry R. A. model.

BENEFITS FOR THE INSTALLER

- Easy installation: its small size facilitates installation even on walls with a reduced surface.
- Reliability, quality and safety.
- Easy maintenance.

BENEFITS FOR THE USER

- Design that can be integrated in any bathroom.
- Reliability, quality and safety.
- Lower drying times.
- Low maintenance costs.
- Intensive use.
- More bathroom decorum: no more paper on the floor or in the drains.
- Environmental sustainability: we avoid tree felling.
- Reliable and timely service: we avoid the situation when there is no more paper in the dispenser or the textile roll does not rotate or is dirty.
- Maximum hygiene: the automatic products are activated through the infrared sensor without touching anything, only with the hand placement.



Original variant of the Optimal Range, characterized by a metallic mirror finish in White Gold, the result of advanced technologies that make it possible to combine a very high aesthetic quality with high durability and resistance to abrasion.

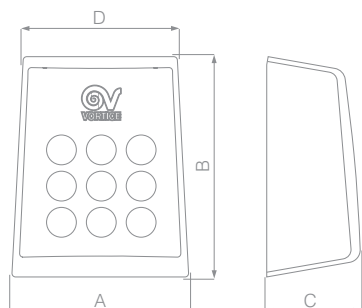
OPTIMAL DRY A WHITE GOLD code 19218
(automatic with mirror metal finish)



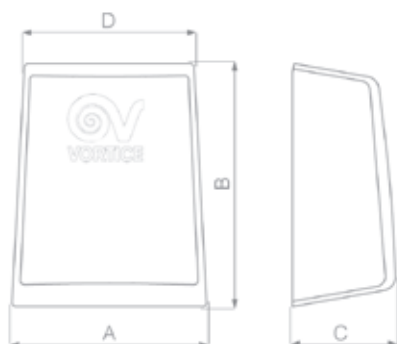
OPTIMAL RANGE

AUTOMATIC AND MANUAL HAND DRYERS

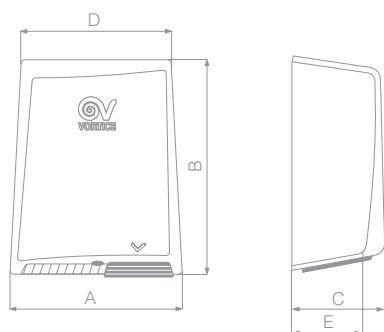
DIMENSIONS



PRODUCTS	A	B	C	D
OPTIMAL DRY A	253	319	135	220
OPTIMAL DRY	253	319	135	220
OPTIMAL DRY A WHITE GOLD	253	319	137	220



PRODUCT	A	B	C	D
OPTIMAL DRY METAL	254	320	132	220



PRODUCT	A	B	C	D	E
OPTIMAL DRY R A	321	320	130	254	115

Dimensions (mm)

TECHNICAL DATA

PRODUCTS	CODES	V~50/60HZ	W TOTAL	W MOTOR	A MAX	MAX AIRFLOW		Lp dB(A) 1 m	W STAND-BY	IK	KG
OPTIMAL DRY A	19229	220-224	2000	65	9	m³/h	l/s	61.4	0.4550	9	2.6
OPTIMAL DRY R A	19227	220-224	2000	65	9	170	47	61.4	0.4550	9	3.2
OPTIMAL DRY METAL	19235	220-224	2000	65	9	170	47	61.4	0.4550	10	3.2
OPTIMAL DRY	19226	220-224	2000	65	9	170	47	61.4	0.4060	9	2.6
OPTIMAL DRY A WHITE GOLD	19218	220-224	2000	65	9	170	47	61.4	0.4550	9	2.6

TECHNICAL FEATURES

- **Front covers:**
 - OPTIMAL DRY** and **OPTIMAL DRY A** in white plastic resin (ABS), resistant to impacts and aging caused by possible sun exposure;
 - OPTIMAL DRY R A** in white thermosetting heat resistant resin;
 - OPTIMAL DRY METAL** in brushed stainless steel;
 - OPTIMAL DRY A WHITE GOLD** with metallic mirror finish of a color similar to white gold.
- Wall flange designed to dampen vibrations and attenuate noise propagation.
- **Induction motors**, thermally protected, with shafts mounted on ball bearings, combined with a centrifugal impeller.
- **Electric heaters protected by a safety thermal fuse** and a resettable thermal limiter.
- **Manual start-up models** equipped with **electronic timer for automatic shutdown** of the product after a time interval that can be set in the 20" - 60" range at installation.
- **Automatic models (A)** that can be activated through **infrared device**. Activation distance that can be set from 0-35 cm through an internal trimmer at installation. **Automatic shutdown in case of voluntary or accidental obstruction** of the sensor, after 10' of uninterrupted operation.
- **Dust filters.**
- Full compliance with safety requirements issued by the International Standards certified by **IMQ** (®).
- **Degree of protection** from dust and water: **IPX4**.
- Electrical insulation class: II (grounding not required).





PREMIUM RANGE

AUTOMATIC AND MANUAL HAND DRYERS

Electric manual and automatic wall-mounted hand dryers. Suitable for use in bathrooms of public places where silent operation and reduced temperature of the supplied air are fundamental requirements, e.g. kindergartens, schools, hospitals, retirement homes, nursing homes.

- 2 models



PREMIUM DRY A code 19224
(automatic)



PREMIUM DRY code 19225
(manual)



The automatic models are equipped with an infrared device that is automatically activated when hands get close, with the possibility of adjusting the range of action of the detectors through a "trimmer" inside the product.



The manual model is activated by pressing the button. Air delivery can be set from 20-60 seconds.

BENEFITS FOR THE INSTALLER

- Easy installation: its small size facilitates installation even on walls with a reduced surface.
- Reliability, quality and safety.
- Easy maintenance.

BENEFITS FOR THE USER

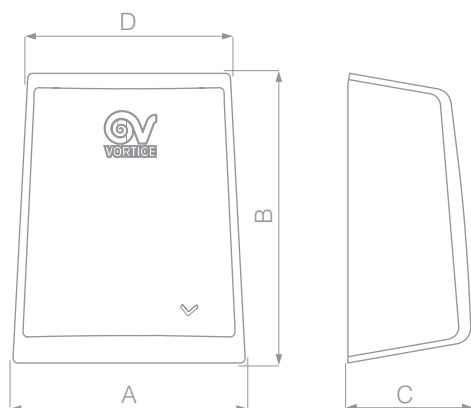
- Silent (Lp dB(A) 1 m 55.2)
- Air is released at a temperature suitable for even the most sensitive and delicate skins, such as children's.
- Design that can be integrated in any bathroom.
- Reliability, quality and safety.
- Low maintenance costs.
- Intensive use.
- More bathroom decorum: no more paper on the floor or in the drains.
- Environmental sustainability: we avoid tree felling.
- Reliable and timely service: we avoid the situation when there is no more paper in the dispenser or the textile roll does not rotate or is dirty.
- Maximum hygiene: the automatic products are activated through the infrared sensor without touching anything, only with the hand placement.



PREMIUM RANGE

AUTOMATIC AND MANUAL HAND DRYERS

DIMENSIONS



Dimensions (mm)

PRODUCTS	A	B	C	D
PREMIUM DRY A	253	319	137	220
PREMIUM DRY	253	319	137	220

TECHNICAL DATA

PRODUCTS	CODES	V~50/60HZ	W TOTAL	W MOTOR	A MAX	MAX AIRFLOW		Lp dB(A) 1 m	W STAND-BY	IK	KG
						m³/h	l/s				
PREMIUM DRY A	19224	220-224	1350	45	5.5	120	35	55.2	0.4550	9	2.3
PREMIUM DRY	19225	220-224	1350	45	5.5	130	35	55.2	0.4060	9	2.3





TECHNICAL FEATURES

- **Front covers in white plastic resin (ABS), resistant to impacts and aging** caused by possible sun exposure.
- Wall flange designed to dampen vibrations and attenuate noise propagation.
- **Induction**, thermally protected **motors**, with shafts mounted on ball bearings, combined with a centrifugal impeller.
- **Electric heaters protected** by a safety thermal fuse and a resettable thermal limiter.
- **PREMIUM DRY, manual start-up model** equipped with an **electronic timer** for **automatic shutdown** of the product after a time interval that can be set in the 20"- 60" range at installation.
- **PREMIUM DRY A, manual start-up model** that can be activated through **infrared device**. Activation distance that can be set from 0-35 cm through an internal trimmer at installation. **Automatic shutdown in case of voluntary or accidental obstruction** of the sensor, after 10' of uninterrupted operation.
- **Dust filters.**
- Full compliance with safety requirements issued by the International Standards certified by **IMQ** (®).
- **Degree of protection** from dust and water: **IPX4**.
- Electrical insulation class: II (grounding not required).



METAL RANGE

AUTOMATIC AND MANUAL HAND DRYERS

Electric manual and automatic wall-mounted hand dryers, with 360° swivel air outlet. Sturdy and powered by powerful motors, they are particularly suitable for installation in public places, discos, stadiums, swimming pools, gyms, fairs, stations, etc. characterized by heavy daily use.

- 3 models

Anti-scratch paint and anti-vandal lock.



METAL DRY code 19221
(manual)



METAL DRY A code 19220
(automatic)

The automatic models are equipped with an infrared device that is automatically activated when hands get close, with the possibility of adjusting the range of action of the detectors through a "trimmer" inside the product.



METAL DRY ULTRA A code 19230
(automatic in brushed aluminum)



The manual model is activated by pressing the button. Air delivery can be set from 20-60 seconds.



The 360° adjustable air outlet, present in all models, makes it possible to direct the airflow in any direction.

BENEFITS FOR THE INSTALLER

- Easy installation.
- Reliability, quality and safety.
- Easy maintenance.

BENEFITS FOR THE USER

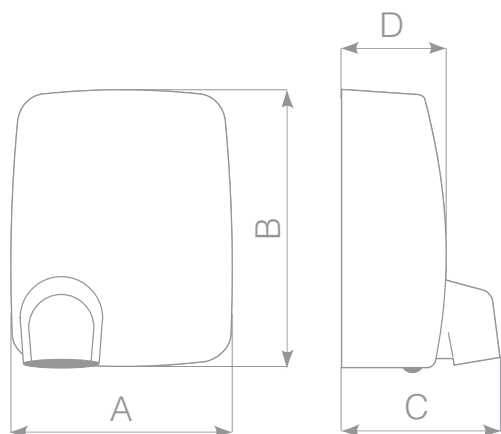
- Anti-vandal and anti-scratch.
- Degree of impact protection, IK10.
- Reliability, quality and safety.
- Lower drying times.
- 360° swivel air outlet.
- Low maintenance costs.
- Intensive use.
- More bathroom decorum: no more paper on the floor or in the drains.
- Environmental sustainability: we avoid tree felling.
- Reliable and timely service: we avoid the situation when there is no more paper in the dispenser or the textile roll does not rotate or is dirty.
- Maximum hygiene: the automatic products are activated through the infrared sensor without touching anything, only with the hand placement.



METAL RANGE

AUTOMATIC AND MANUAL HAND DRYERS

DIMENSIONS



Dimensions (mm)

PRODUCTS	A	B	C	D
METAL DRY AUTOMATIC	280	355	202	139
METAL ULTRA DRY A	280	355	202	139
METAL DRY	280	355	202	139

TECHNICAL DATA

PRODUCTS	CODES	V~50/60HZ	W TOTAL	W MOTOR	A MAX	MAX AIRFLOW		Lp dB(A) 1 m	W STAND-BY	IK	KG
						m³/h	l/s				
METAL DRY AUTOMATIC	19220	220-240	1950	140	8.5	190	53	69.8	0.2796	10	7.1
METAL DRY ULTRA A	19230	220-240	1950	140	8.5	190	53	69.8	0.2796	10	7.0
METAL DRY	19221	220-240	1950	140	8.5	190	53	69.8	0.4737	10	7.2





TECHNICAL FEATURES

- **3 models** that are different in functions and aesthetic finishes: **glossy white** (METAL DRY and METAL DRY A) and **brushed aluminum** (METAL DRY ULTRA A).
- **Front covers in die-cast aluminum.**
- Wall flanges in plastic resin with mineral filler, to dampen vibrations and attenuate noise propagation.
- **360° adjustable diffuser** with grille, coated with anti-scratch powder painting and transparent protection.
- **Screw and motor holder lid in plastic resin (ABS), heat and impact resistant.**
- **Induction**, thermally protected **motors**, with shafts mounted on ball bearings, combined with centrifugal impellers.
- **Electric heaters protected** by a safety thermal fuse and a resettable thermal limiter.
- **Models** with manual start-up **equipped with electronic timer for automatic shutdown** of the product after a time interval that can be set in the 20"- 60" range at installation.
- **Automatic models (A)** that can be activated **through infrared device (IR)**. The activation distance can be set from 0-35 cm at installation through an internal trimmer. **Automatic shutdown in case of voluntary or accidental obstruction** of the sensor, after 10' of uninterrupted operation.
- Safe use certified by a third party, **IMQ (®)**.
- **Degree of protection** from dust and water: **IPX4**.
- Electrical insulation class: II (grounding not required).



EASY DRY RANGE

AUTOMATIC AND MANUAL HAND AND HAIR DRYERS

Electric manual and automatic wall-mounted hair or hand dryers. Suitable for applications characterized by heavy daily use, typical of public areas such as changing rooms of gyms, swimming pools, saunas, communities, etc.

- 2 models



EASY DRY AUTO code 70904
(automatic)

"Cassette" type lower
filtering grille.



EASY DRY MANUAL code 70909
(manual)

EASY DRY MANUAL is
activated by pressing the
button, air delivery can be
set from 1-8 minutes, using
the internal trimmer.



Tested to work
even in contact
with water jets
and therefore
compatible with
Zone 1 bathroom
installation.

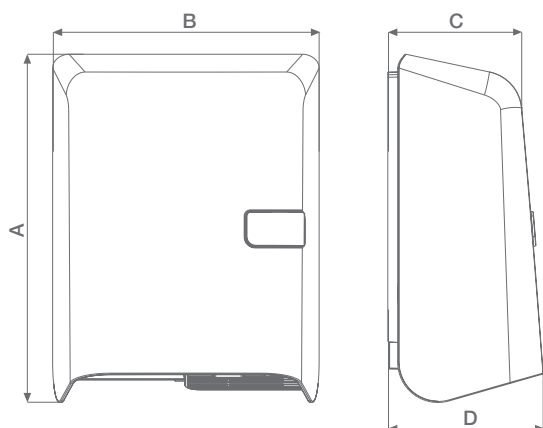
BENEFITS FOR THE INSTALLER

- Easy installation.
- Reliability, quality and safety.
- Easy maintenance thanks to the “cassette” type filtering grille.
- Application flexibility: can be installed as hand or hair dryers.

BENEFITS FOR THE USER

- Anti-vandal.
- Modern design by D. Piva.
- Can be connected to an external coin collector.
- Flexibility of use: hand or hair dryers.
- Reliability, quality and safety.
- Lower drying times.
- Low maintenance costs.
- Intensive use.
- More bathroom decorum: no more paper on the floor or in the drains.
- Environmental sustainability: we avoid tree felling.
- Reliable and timely service: we avoid the situation when there is no more paper in the dispenser or the textile roll does not rotate or is dirty.
- Maximum hygiene: the automatic products are activated through the infrared sensor without touching anything, only with the hand (if hand dryer) or head placement (if hair dryer).

DIMENSIONS



Dimensions (mm)

PRODUCTS	A	B	C	D
EASY DRY AUTO	346	265	133	155
EASY DRY MANUAL	346	265	133	155



EASY DRY RANGE

AUTOMATIC AND MANUAL HAND AND HAIR DRYERS

TECHNICAL DATA

PRODUCTS	CODES	V~50/60HZ	W TOTAL	W MOTOR	A MAX	MAX AIRFLOW		Lp dB(A) 1 m	W STAND-BY	IK	KG
						m ³ /h	l/s				
EASY DRY AUTO	70904	220-240	1800	70/85	8	190	37.5	61	0.4900	9	3.1
EASY DRY MANUAL	70909	220-240	1800	70/85	8	135	37.5	61	0.5010	9	3.1

TECHNICAL FEATURES

- **2 models**, in **manual** and **automatic** version.
- **Front covers in white plastic resin (PC-ABS)**, **resistant to impacts and aging** caused by possible sun exposure; locking system with Allen screws to avoid tampering. The product particular geometry, without surfaces on which to place cigarettes or other potentially dangerous objects, ensures user safety and product durability. **The perimeter gasket** at the edges of the appliance in contact with the installation wall **avoids the progressive soiling** caused by the dust suctioned by the appliance.
- **Wall flanges in plastic resin** with mineral filler, **to dampen vibrations and attenuate noise** propagation.
- Lower “cassette” type filtering grilles made of heat-resistant plastic resin (PC), including mesh filters molded in the same material.
- High-efficiency centrifugal fans powered by thermally protected induction motors.
- Electric heaters protected by a safety thermal fuse and a resettable thermal limiter.
- **EASY DRY MANUAL: start button** made of **shock proof** plastic resin (PC), resistant to impacts and aging caused by possible sun exposure. **Timer** to adjust the operating cycle duration can be set from 1-8 minutes at installation, using the internal trimmer.
- **EASY DRY AUTO: infrared sensor** for automatic activation / shutdown of the product; the activation range can be set from 0-35 cm, using the internal trimmer.
- **Anti-vandal function: integrated in the control electronics** of the product to automatically stop the product after about 10' of uninterrupted operation. The appliance can be restarted after about 10" from the removal of any obstacles previously placed close to the sensor.
- Safe use certified by a third party, **IMQ** (IMQ).
- **Degree of protection** from dust and water: **IPX4**.
- Electrical insulation class: II (grounding not required).
- Compliant with the requirements of European Regulation 1275/2008/EU.





VORTDRY RANGE

HAIR DRYERS WITH FLEXIBLE HOSE

NEW

Wall-mounted hair dryers with flexible hose, suitable for use in hotel rooms, guest houses, ship's cabins, private homes, etc.

- 1 model



ABS air outlet, with comfortable and firm grip even with wet hands.



VORTDRY code 70914

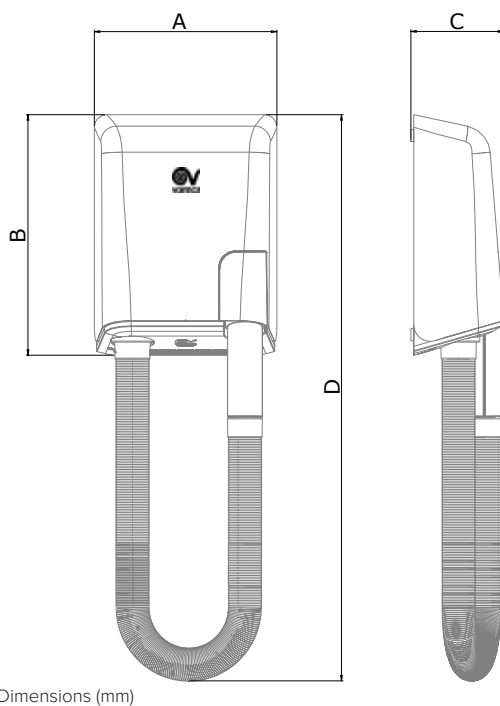
BENEFITS FOR THE INSTALLER

- Easy installation.
- Reliability, quality and safety.
- Easy maintenance.

BENEFITS FOR THE USER

- Absolutely safe use.
- Reliability and quality.
- Low maintenance costs.
- Energy saving.
- Design that can be integrated in any environment thanks to its small size.
- Flexible hose that does not turn yellow and does not heat up.
- Extendable hose from 70-130 cm.
- Hair dryer always at hand.

DIMENSIONS



Dimensions (mm)

PRODUCT	A	B	C	D
VORTDRY	220	290	112	680



VORTDRY RANGE

HAIR DRYERS WITH FLEXIBLE HOSE

TECHNICAL DATA

PRODUCT	CODES	V~50/60HZ	W TOTAL	W MOTOR	A MAX	MAX AIRFLOW m³/h	Lp dB(A) 1 m	AIR SPEED m/s	KG
VORTDRY	70914	220-240	700	33	3	42	70	14	1.8



ABS air outlet, with comfortable and firm grip even with wet hands.





TECHNICAL FEATURES

- **1 model.**
- **White** plastic resin construction, RAL 9010; in particular:
 - **Front cover**, rear flange and internal screw in **ABS**.
 - **ABS air outlet**, with a shape that facilitates a **comfortable and firm grip also with wet hands**. Its internal geometry is optimized to concentrate the outlet air jet, **avoiding heat build-up**.
 - Polypropylene (PP) thermal insulation coating inside the air outlet (to avoid the discomfort of contact with high-temperature surfaces, in case of prolonged use of the product).
 - Polyurethane (PU) hose.
- **High-quality** collector **motor**, with built-in two-speed thermal protector, for the best balance between drying speed and comfort of use.
- Needle **electrical resistance integrated with a thermal limiter**, with automatic reset and safety thermal fuse.
- **Axial impeller**, designed to produce an **effective airflow**.
- **Electronic board, with timer function**, designed **to ensure the product regular operation over time**. Safe from external interference, possible cause of abnormal functioning or breakage.
- Degree of protection: IP24.
- Electrical insulation class: II (grounding not required).



VORT PHON RANGE

GUN-TYPE HAIR DRYERS

NEW

Gun-type wall-mounted hair dryers, with power of 1,200 W and 1,600 W, suitable for use in hotel bathrooms, guest houses, ship's cabins, private homes, etc. Portable gun-type hair dryer (model P) with Shuko plug, 2,000 W of power.

- 3 models



VORTPHON 1200 code 70926
(power: 1,200 W)



VORTPHON 1600 code 70927
(power: 1,600 W)



VORTPHON 2000 P code 70928
(power: 2,000 W)

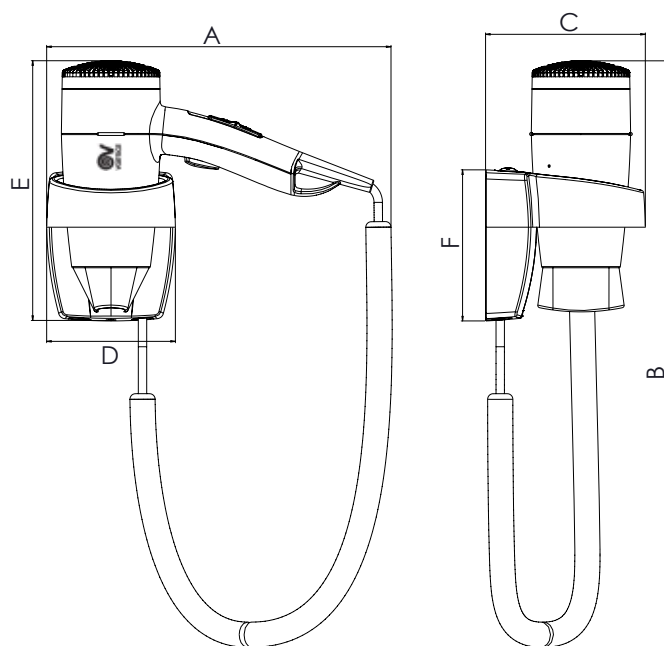
BENEFITS FOR THE INSTALLER

- Easy installation for models with wall holder.
- Reliability, quality and safety.
- Easy maintenance.

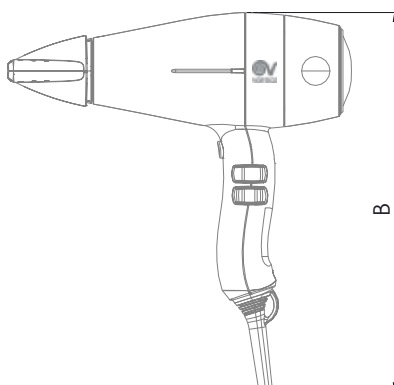
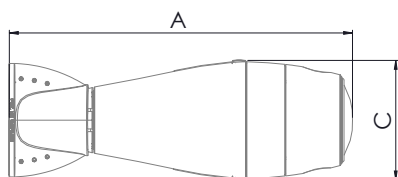
BENEFITS FOR THE USER

- Reliability, quality and safety.
- Low maintenance costs.
- Intensive use.
- Design that can be integrated in any environment thanks to its small size.
- Hair dryer always at hand.
- Wire length of 120-160 cm for wall models, 60-120 cm for gun-type model.

DIMENSIONS



PRODUCTS	A	B	C	D	E	F
VORTPHON 1200	245	240	115	92	183	108
VORTPHON 1600	245	240	115	92	183	108



PRODUCT	A	B	C
VORTPHON 2000 P	219	271	87

Dimensions (mm)



VORT PHON RANGE

GUN-TYPE HAIR DRYERS



On/off button to prevent unattended operation of the product.

On/off safety switch integrated in the holder, to switch off the appliance when required.



TECHNICAL DATA

PRODUCTS	CODES	V~50/60HZ	W TOTAL	AIR TEMPERATURE	A MAX	MAX AIRFLOW m³/h	LW dB(A)	KG
VORTPHON 1200	70926	220-240	1200	83.5	5.1	81	70	0.7
VORTPHON 1600	70927	-	1600	80	6.9	81	70	0.7
VORTPHON 2000 P	70928	-	1900	90.1	7.9	66	70	0.7



6 alternative combinations of rate and temperature of the airflow.

TECHNICAL FEATURES

- **3 models, different in installation** (wall and portable gun-type), and **in nominal power**, 1,200 W, 1,600 W and 2,000 W.
- **Enclosures in shock proof plastic resin (ABS).**
- **Wave electrical resistance**, that differs from the traditional spiral one adopted on cheaper products due to its great stability and **better temperature control**, to guarantee greater durability.

The integrated safety devices also ensure **high safety standards**.

- **Gun-type wall mounted models: VORTPHON 1200 - VORTPHON 1600**

- High-quality direct current **motors**, characterized by small size and weight, suitable for use in compact hair dryers and capable of ensuring an **average duration of 800 hours**.
- **Gun casing** and wall holder in **white color**, RAL 9010.
- **On/off safety switch** integrated in the holder, to switch off the appliance when required.
- **On/off button** to prevent unattended operation of the product.
- **Thermostat** with automatic reset to **avoid overheating**.
- **Setting button** for the model **VORTPHON 1600** to select the preferred mode of use from the available options: 2 levels of airflow plus 3 temperature levels of the flow: 25 °C, 60 °C, 80 °C.
- **COOL function** for the model **VORTPHON 1600** to generate a warm air jet.

- **Portable gun-type model: VORTPHON 2000 P**

- High-quality collector **motor**, specifically designed for **professional hair dryers**.
It also operates fans capable of delivering high airflow rates and large pressures and ensures an **average duration of 2,000 hours**.
- A motor-fan unit that is optimized to produce a **strong airflow** with proportionately low noise emissions.
- **6 alternative combinations** of **rate** and temperature of the **airflow**.
- Gun casing in **black color**, RAL 9005.
- **Safety thermal fuse** to protect against accidental overheating.
- **Safety on/off button**.
- **Thermostat** with automatic reset to **avoid overheating**.
- Air outlet.
- Cable with Shuko plug.



SOAP AND GEL DISPENSER RANGE

SOAP AND GEL DISPENSER

NEW

Wall-mounted automatic electric soap dispenser, perfect complement to VORTICE hand dryers.

- 2 models



They do not turn yellow over time

Soap or gel level indicator.



S&G DISPENSER code 19238
(automatic soap or gel dispenser)

PREMIUM S DISPENSER code 19228
(automatic soap dispenser)

Infrared sensor that is automatically activated when hands get close, with the possibility of adjusting the range of action of the detectors through a "trimmer" inside the product (0-35 cm).



Drip collector



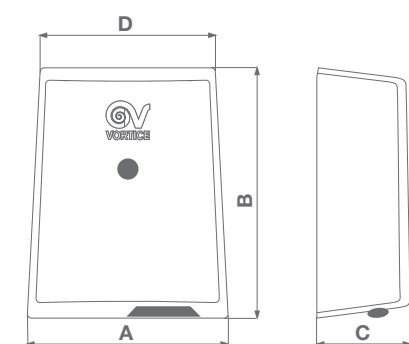
BENEFITS FOR THE INSTALLER

- Easy installation.
- Reliability, quality and safety.
- Easy maintenance.

BENEFITS FOR THE USER

- Reliability, quality and safety.
- Low maintenance costs.
- Intensive use.
- Design that can be integrated in any environment due to its small size. It does not take up space on the sink.
- Easily checkable soap and gel level.
- Possibility to set the dispensed dose of liquid soap and gel at installation, avoiding waste.
- Maximum hygiene guaranteed - it is activated without touching anything, only with the hand placement.

DIMENSIONS



Dimensions (mm)

PRODUCTS	A	B	C	D	A ₁	B ₁	C ₁
PREMIUM S DISPENSER	181	257	91	159	-	-	-
S&G DISPENSER	181	257	91	159	-	-	-
DRIP COLLECTOR	-	-	-	-	135	50	135





SOAP DISPENSER RANGE

SOAP DISPENSER

TECHNICAL DATA

PRODUCTS	CODE	V~50/60HZ	W MAX	SOAP CONTAINER CAPACITY Lt	W STAND-BY	IK	KG
PREMIUM S DISPENSER	19228	220-240	6	0.50	0.3838	9	1.2
S&G DISPENSER	19238	220-240	6	0.50	0.3838	9	1.2

TECHNICAL FEATURES

- **2 models.**
- **Front cover** in white plastic resin (**ABS**), **resistant to impacts** and aging caused by possible sun exposure.
- Wall flanges in plastic resin.
- Peristaltic pumps for soap and gel dispensing.
- **Automatic operation:** the control electronics integrate an **infrared sensor** that detects hand presence in the area below the appliance and starts dispensing liquid soap or gel. **The activation distance** of the sensor can be **set** at installation through an internal trimmer.
- Liquid/gel soap **container removable** for **easier maintenance**.
- **Drip tray** included in the package.
- Overflow-proof design: the components protecting the internal electrical contacts prevent the risk of short circuits even in the event of an excessive filling of the soap or gel tray.
- Safe use certified by a third party **IMQ** (®).
- **Degree of protection** from dust and water: **IPX4**.
- Electrical insulation class: II (grounding not required).







Buitendijks 63, 3356 LX Papendrecht
Tel: +31(0)85-782 64 00
Email: info@vortvent.nl

VORTICE GROUP COMPANIES

VORTICE S.p.A
Strada Cerca, 2
Zoate
20067 Tribiano
(Milan) Italy
Tel. (+39) 02 906991
Fax (+39) 02 90699625
vortice.com

VORTICE Limited
Beeches House-Eastern
Avenue Burton on Trent
DE13 0BB United Kingdom
Tel. (+44) 1283-49.29.49
Fax (+44) 1283-54.41.21
vortice.ltd.uk

VORTICE Industrial S.R.L.
Via B. Brugnoli, 3
37063 Isola della Scala
(Verona) Italy
Tel. (+39) 045 6631042
Fax (+39) 045 6631039
vorticeindustrial.com

**Ventilación Industrial Air
Industrial, S.L.**
Ctra. Camprodon, s/n 17860
Sant Joan de les Abadesses
(Girona) Spain
Tel. (+34) 972720150
casals.com

VORTICE Latam S.A.
Bodega 6,
Zona Franca Este Alajuela,
Alajuela 20101
Costa Rica
Tel. (+506) 2201.6219
vortice-latam.com

**VORTICE Ventilation System
(Changzhou) Co.LTD**
No. 388 West Huanghe Road
Building 19, Changzhou
Post Code: 213000 China
Tel. (+86) 0519 88990150
Fax (+86) 0519 88990151
vortice-china.com

The descriptions and illustrations in this catalog are intended to be indicative and not binding. Without prejudice to the essential features of the products described and illustrated here, VORTICE reserves the right to modify parts, aesthetic details or supply of accessories without warning and whenever necessary to improve or meet any construction or commercial requirements.